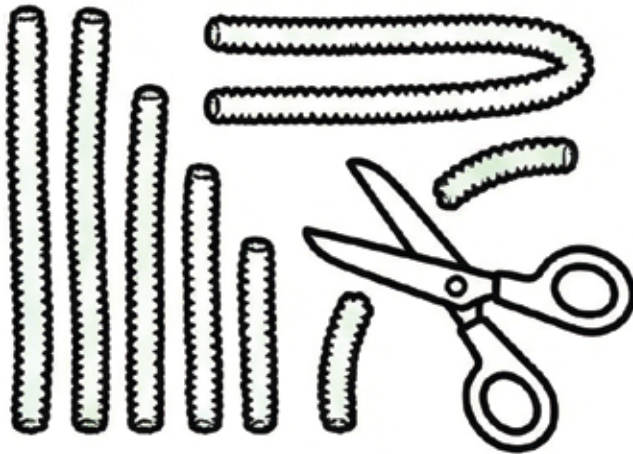



# FUZZY CHRISTMAS TREE ORNAMENTS!



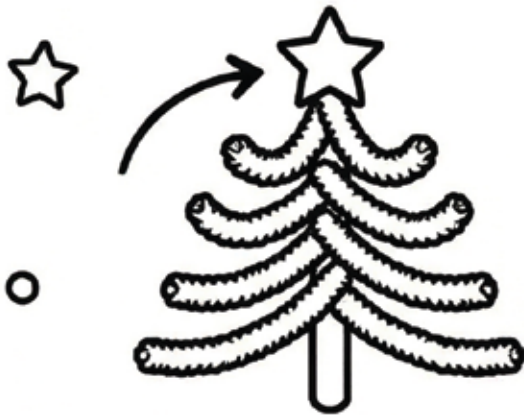
## 1. CUT THE BRANCHES

Cut pipe cleaners into pieces of different lengths.



## 2. TWIST ONTO TRUNK

Wrap pieces around trunk, longest at bottom.



## 3. DECORATE

Add a star to the top and bend branches up.



Hang your ornament on the tree!

## 4. HANG & ENJOY!

Hang your ornament on the Christmas tree!

**COOL INFO:** This craft uses texture and size sorting to create a mini tree, just like a real pine!