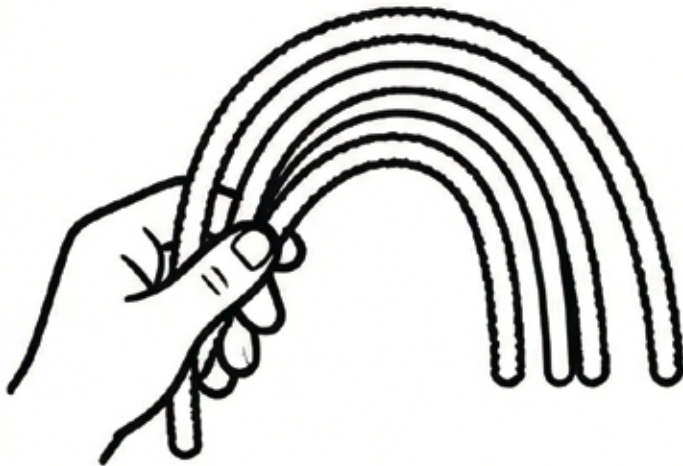



PIPE CLEANER RAINBOWS!




1. ARC THE COLORS:

Bend each pipe cleaner into an arch, starting with the smallest and layering them up.



2. GLUE THE ENDS:

Secure the ends of the arches to your cardboard base.



3. ADD CLOUDS:

Glue white pom-poms at the base of each side to hide the wire ends.

COOL INFO: Pipe cleaners are flexible wires covered in fuzzy fabric, perfect for bending into fun shapes like rainbows and animals!